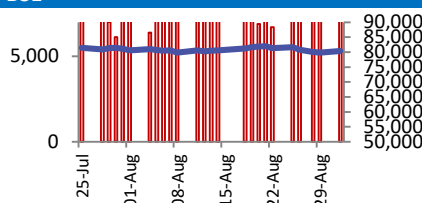
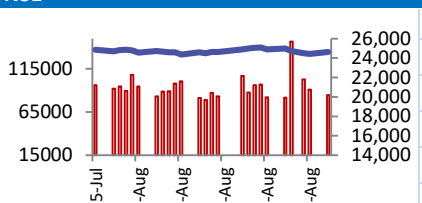


BSE	NSE
	
Open 80296 High 80671 Low 80005 Close 80568 Change 410 Volume (Lacs) 7804 Turnover (Rs.inCr) 12533	Open 24617 High 24737 Low 24533 Close 24715 Change 135 Volume(Lacs) 47017 Turnover(Rs.in Cr) 95966

World Markets	Current	Previous	Pt. Chg	Var(%)
Dow	45271	45296	(25)	-0.05%
Dow Futures	45282	45308	(26)	-0.06%
Nasdaq	21498	21280	218	1.02%
FTSE	9178	9117	61	0.67%
Nikkei	42456	41939	517	1.23%
Hang Seng	25113	25343	(230)	-0.91%
Gift Nifty	24956	24812	144	0.58%
Straits Singapore	4298	4289	8	0.19%
South Korea	3202	3184	17	0.54%
Taiwan	24338	24100	238	0.99%
Shanghai	3754	3814	(60)	-1.57%

Commodity Prices	Current	Previous	Pt. Chg	Var(%)
Copper (\$/MT)	9976	9981	(5)	-0.1%
Alumin (\$/MT)	2619	2619	0	0.0%
Zinc (\$/MT)	2861	2865	(4)	-0.1%
Brent Crude (\$/bbl)	67	68	(0)	-0.5%
Gold (\$/Ounce)	3530	3559	(30)	-0.8%
Silver (\$/Ounce)	41	41	(1)	-1.3%
Light Crude (\$/bbl)	64	64	(0)	-0.5%
N G (\$/mmbtu)	3	3	0	0.4%
Sugar (\$/MT)	468	476	(8)	-1.7%
Rubber (Rs./kg)	193	193	0	0.0%
Baltic Dry Index	1940	1986	(46)	-2.3%

Currency Exchange Rate	Current	Previous	Var(%)
Rs./ \$ rate	88.07	88.16	-0.10%
Rs./ Euro	102.67	102.60	0.07%
Rs./Chinese Yuan	12.33	12.33	-0.03%
Yen / \$ rate	148.14	148.10	0.03%
\$ US/Euro	1.17	1.17	-0.08%

Dollar Index	Current	Previous	Var(%)
Dollar Index	98.22	98.14	0.08%

Support/ Resistance Levels for Today		
	Nifty	Bank Nifty Fut
Support 1	24640	54130
Support 2	24570	53870
Resistance	24800	54600

Securities in Ban For Trade
RBLBANK

Market Review

US: Wall Street stocks recovered some ground on Wednesday after technology conglomerate Alphabet rose on a favorable antitrust ruling, but gains were muted as investors digested softer-than-expected labor market data and a selloff in long-term global government bonds.

Asia: Asian equities were primed to rise Thursday after weak US job openings reinforced bets on a Federal Reserve interest-rate cut, boosting stocks and bonds on Wall Street.

India: After a choppy session, buying interest in metal stocks drove Dalal Street to rise over half a percent on Wednesday, September 3. **Market is expected to open on a gap up note and likely to witness positive move during the day.**

Global economy: The U.S. economy continues to demonstrate resilience as the latest data on Factory Orders reveals a decline that is in line with expectations. The actual number came in at -1.3%, mirroring the forecasted figure and indicating a steady trend in the manufacturing sector. It is a key indicator of the health of the manufacturing sector and, by extension, the overall economy.

Brazil's industrial production decreased 0.2% in July compared to June. The decline matched economists' expectations, as the median estimate in a poll had projected a 0.2% drop for the month. Despite the monthly decrease, production in July showed a 0.2% increase when compared to the same month a year earlier.

South African businesses saw a slight improvement in operating conditions during August, according to the S&P Global South Africa Purchasing Managers' Index. The headline PMI reading came in at 50.1 for August, marginally lower than July's 50.3 figure. The modest improvement in August was supported by easing cost pressures across South African businesses.

Commodities: Oil prices slid on Thursday, extending a decline of more than 2% in the previous trading session, as investors and traders look ahead to a weekend meeting of OPEC+ where producers are expected to consider another increase in output targets.

Gold held steady on Thursday, hovering near all-time high hit in the previous session, buoyed by global uncertainties and increased expectations for a U.S. interest rate cut, while investors looked forward to a key U.S. jobs data due this week.

Currency: The U.S. dollar softened on Thursday in a volatile week as investors contended with bond market jitters while weighing data that showed a weakening labour market, which reinforced expectations the Federal Reserve will cut rates this month.

FII Derivative Transactions (Rs. Cr)

Contracts	Purchase		Sell		Net	Open Interest (OI)		OI (Previous day)		Change	
	Contract	Value	Contract	Value		Contract	Value	Contract	Value	Contract	Value
Index Future	10303	1927	12674	2363	(436)	218008	40560	214865	39769	3143	791
Index Option	4186839	774036	4290211	793360	(19324)	1540430	286150	1147256	212039	393174	74111
Stock Future	224239	15653	252876	17737	(2084)	5446319	377927	5464210	377001	(17891)	926
Stock Option	233373	17332	237166	17599	(267)	278154	19105	253275	17235	24879	1870
Total	4654754	808948	4792927	831059	(22111)	7482911	723742	7079606	646044	403305	77698

FII All Activity-BBG (Rs Cr)		Buy	Sell	Net
26-Aug-25		44807	50457	(5650)
28-Aug-25		16426	22514	(6088)
29-Aug-25		12502	21485	(8983)
1-Sep-25		10827	12479	(1652)
2-Sep-25		10045	10982	(937)
Month to date- Sep		20872	23461	(2589)
FII (Prov.) (Rs. Cr)		Buy	Sell	Net
28-Aug-25		17743	21599	(3857)
29-Aug-25		9680	17993	(8313)
1-Sep-25		9540	10970	(1430)
2-Sep-25		8939	10099	(1159)
3-Sep-25		10784	12451	(1666)
Month to date-Sep		29264	33520	(4256)
DII (Prov.) (Rs. Cr)		Buy	Sell	Net
28-Aug-25		17391	10471	6920
29-Aug-25		20677	9189	11488
1-Sep-25		13314	8969	4345
2-Sep-25		12904	10355	2550
3-Sep-25		14835	12339	2495
Month to date-Sep		41053	31663	9390
FII Debt - BBG (Rs. Cr)		Buy	Sell	Net
26-Aug-25		3412	4322	(911)
28-Aug-25		3055	3081	(26)
29-Aug-25		6417	5171	1246
1-Sep-25		1103	1245	(142)
2-Sep-25		5291	3086	2205
Month to date- Sep		6394	4331	2063

Market Breadth	BSE		NSE	
	No.	%	No.	%
Advance	2624	61%	2002	65%
Decline	1484	35%	993	32%
Unchanged	169	4%	84	3%

Market Turnover	03-Sep	02-Sep	Var (%)
BSE Cash	11065	9481	17%
NSE Cash	84799	90937	-7%
NSE Futures	82212	88452	-7%
NSE Options	12011345	67151303	-82%
Total (Rs.Cr)	12189421	67340173	-82%

Volatility Index	03-Sep	02-Sep
Volatility Index	10.93	11.40

Index PE - TTM	03-Sep	Yr. High	Yr. Low
Sensex	22.3	25.2	20.3
Nifty	21.7	24.4	19.6

Corporate News
Swiggy raises platform fee to Rs 15 in select markets amid surge in orders

Swiggy has increased its platform fee to Rupees 15 in high-demand areas. This follows a recent increase to Rupees 14. The move aims to improve unit economics. Zomato currently charges Rupees 10 plus GST. Swiggy's losses have increased due to investments in Instamart.(ET)

Campus Activewear buys Uttarakhand property for ₹75 crore to boost footwear production

Sports and athleisure footwear maker Campus Activewear Limited has acquired land and building from Nainipanel Industries Private Limited for ₹74.75 cr in an all-cash transaction to expand its footwear manufacturing capacity. (CNBC)

BHEL Bags Rs 2,600-Cr Equipment-Supply Order For Thermal Power Project

BHEL has bagged an order worth Rs 2,600 cr from MB Power (Madhya Pradesh) Ltd for supply of equipment for a thermal power project. The order involves the supply of boiler, turbine, generator for a 1x800 MW power project, which is based on supercritical technology, at Anuppur, according to an exchange filing on Wednesday. The boiler and turbine generator are to be manufactured at BHEL's Tiruchirappalli and Haridwar plants respectively.(NDTV)

Economy
Russian crude's share rises 5% in a shrunk August basket

India's crude imports hit a 10-month low in August due to weaker domestic demand, even as Russian supplies increased by 5.6% to 1.67 mbd, raising its share to 37%. Imports from Iraq, Saudi Arabia, and the US declined, while the UAE emerged as a significant gainer. Discounts on Russian oil continue to attract Indian refiners, despite pressure from the US.(ET)

GST Council revises tax slabs for automobiles: Small vehicles get relief while SUVs face higher levy

The GST Council has announced a restructuring of tax rates for the automobile sector, effective September 22, 2025. Mass mobility vehicles like smaller cars and motorcycles up to 350cc will see reduced GST rates, dropping from 28% to 18%. Conversely, larger cars, SUVs, motorcycles above 350cc, yachts, and personal aircraft will face a higher tax rate of 40%. (ET)

International
Google must pay \$425 mn in class action over privacy, jury rules

A federal jury determined that Alphabet's Google must pay \$425 mn for invading users' privacy by continuing to collect data for mn of users who had switched off a tracking feature in their Google account.(Invst)

Top 5 Nifty Gainers	03-Sep	02-Sep	Var(%)
TATASTEEL	168	158	6.0%
HINDALCO	743	721	3.1%
JSWSTEEL	1072	1044	2.7%
COALINDIA	390	380	2.6%
INDUSINDBK	768	751	2.2%
Top 5 Nifty Losers	03-Sep	02-Sep	Var(%)
INFY	1479	1499	-1.3%
HDFCLIFE	776	783	-0.8%
NTPC	334	336	-0.6%
WIPRO	250	251	-0.5%
NESTLEIND	1195	1201	-0.5%

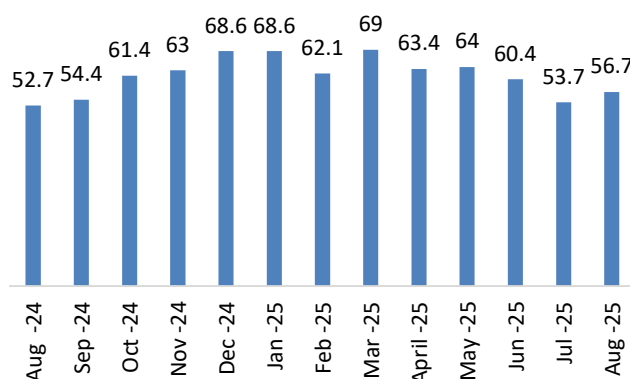
BSE Index Watch	Last	1 day	1 wk	1 mth	1 yr
SENSEX	80568	0.5%	-0.3%	-0.6%	-2.2%
MIDCAP	45781	0.6%	1.0%	0.3%	-6.7%
SMLCAP	53025	0.9%	1.8%	0.1%	-5.7%
AUTO	57731	0.7%	1.8%	8.6%	-1.5%
BANKEX	60450	0.7%	-0.4%	-2.2%	3.5%
Capital Goods	67412	0.3%	2.3%	-1.6%	-7.4%
FMCG	20931	0.3%	1.5%	1.4%	-10.1%
Health Care	44250	1.2%	0.4%	-0.3%	1.9%
IT	34781	-0.6%	-1.6%	0.4%	-19.3%
METAL	32138	3.1%	4.4%	3.4%	1.9%
Oil & Gas	26137	0.1%	1.1%	-1.0%	-19.6%
Power	6608	-0.1%	2.2%	-1.0%	-18.7%
Realty	6910	0.4%	-0.7%	-2.5%	-15.9%

Margin Trading Disclosure (Rs. In Cr)	Last	1 day	1 wk	1 mth	3 mth
Op. Scripwise Outstanding	92391	17.6%	-0.5%	0.6%	16.0%
Fresh Exposure	7361	42.3%	20.0%	23.7%	1.9%
Exposure liquidated	5873	9.1%	9.8%	3.1%	0.1%
Closing Net scripwise outstanding	93879	19.9%	0.3%	1.9%	15.9%

NSE USD Futures	03-Sep	02-Sep	Var (%)
Sept Expiry (Rs./\$)	87.23	87.23	0.0%
Sept Expiry (Rs./\$)	86.29	86.29	0.0%
Total Turnover (Rs. Crore)	986	1987	-50%

Sectors	TTM PE
Auto	32.09
Auto Ancillary	41.54
Banking	13.73
Engineering	46.42
Cement	68.8
Diamonds & Jewellery	40.99
Housing Finance	23.28
Infrastructure & Const	26.3
Metals-Aluminium	28.06
Metal – Steel	17.12
Oil Expl.	6.63
Pharma	10.02
Power – Gen. Supp.	38.57
Information Tech.	28.22
Sugar	17.07
Telecom Serv. Prov.	37.34
Tyres	32.02

Coal India Sales volumes(MnT) (Source:Company data)



10 year G-Sec Yield	Current	Previous	Change
US	4.22%	4.22%	0 bps
Japan	1.62%	1.63%	(1) bps
India	6.54%	6.57%	(2) bps
UK	4.75%	4.80%	(5) bps
Libor 3 Mths	4.85%	4.85%	(0) bps

Indian Eco Data	Current	Previous	Var(%)
Forex Reserve (US\$ in bn)	602	691	-12.9%
Inflation - WPI	-0.58%	-0.13%	(45) bps
Inflation - CPI	1.55%	2.10%	(55) bps

India GDP	Q3FY25	Q2FY25	Var (%)
Growth	7.81%	7.38%	43 bps

Monetary Policy	Current	Previous	Change
Repo Rate	5.50%	5.50%	0 bps
Reverse Repo Rate	3.35%	3.35%	0 bps
CRR	3.00%	4.00%	(100) bps
O/S Banking System Liquidity (Rs bn)	2907	2840	67.4

IIP Growth %	Jul-25	Jul-24	Apr-July
IIP	3.5	5.0	2.4
Capital Goods	5.0	11.7	8.8
Mining	5.4	4.7	3.9
Manufacturing	0.6	7.9	-0.9
Electricity	-7.2	3.8	-4.1

ADR Price Movement

Company	Price (US\$)	Volume	Previous Day Price	Volume	Variance (%)	No. of Share Per ADR	ADR Price (Rs.)	BSE Price	Variance (%)
Infosys Tech	16.64	19264038	16.89	13503120	-1.48%	1	1465.42	1479.10	-0.9%
Wipro	2.77	2733810	2.76	4638744	0.36%	1	243.94	249.56	-2.3%
Dr.Reddy's	14.19	671962	14.12	755787	0.50%	1	1249.66	1262.20	-1.0%
ICICI Bank	31.70	3326744	31.55	3262961	0.48%	2	1395.85	1397.00	-0.1%
HDFC Bank	70.62	1584193	69.89	3019980	1.04%	3	2073.08	954.45	117.2%

GDR's (US\$)

	Prices	Prev. Close	Change	Var %
L&T	40.40	40.15	0.3	0.6%
RIL	62.00	61.50	0.5	0.8%
SBI	92.10	91.10	1.0	1.1%

US Economy Data	Current	Previous
Inflation (%) (YoY)	2.70%	2.70%
Unemployment (%)	4.20%	4.10%

Interest Rate (%)	Current	Previous
Fed Rate	4.50%	4.50%

US GDP	Q2CY25	Q1CY25
Growth (QoQ Annualized)	3.30%	-0.50%

China Economy Data	Current	Previous
GDP	5.20%	5.40%
Inflation – CPI (%)	0.00%	0.10%

Economic Calendar

	Date
Indian GDP Data	28 Nov
Indian Inflation Data CPI	12 Sep
Indian Inflation Data WPI	15 Sep
Indian Monetary Policy	01 Oct
India's Industrial Production (IIP)	26 Sep
US Inflation Data	11 Sep
US GDP	25 Sep
US Unemployment Data	05 Sep
US Fed Rate	17 Sep
China GDP	20 Oct
China Inflation Data	10 Sep

Event Update

Name	Date	Purpose
Arihant Academy Ltd.	04/09/25	Dividend
Bharat Bijlee Ltd.	04/09/25	Rs.35.00 per share(700%)Dividend
Clean Science And Technology Ltd.	04/09/25	Rs.4.00 per share(400%)Final Dividend
Indoco Remedies Ltd.	04/09/25	Rs.0.20 per share(10%)Final Dividend
Indsil Hydro Power and Manganese Ltd.	04/09/25	Rs.0.50 per share(5%)Final Dividend
Kopran Ltd.	04/09/25	Rs.3.00 per share(30%)Final Dividend
Mazda Ltd.	04/09/25	Rs.3.60 per share(180%)Final Dividend
National Plastic Technologies Ltd.	04/09/25	Rs.1.50 per share(15%)Final Dividend
NIIT Learning Systems Ltd.	04/09/25	Rs.3.00 per share(150%)Final Dividend
NIIT Ltd.	04/09/25	Rs.1.00 per share(50%)Final Dividend
NRB Bearings Ltd.	04/09/25	Rs.4.30 per share(215%)Final Dividend
NTPC Ltd.	04/09/25	Rs.3.35 per share(33.5%)Final Dividend
Oil & Natural Gas Corporation Ltd.	04/09/25	Rs.1.25 per share(25%)Final Dividend
Oil India Ltd.	04/09/25	Rs.1.50 per share(15%)Final Dividend
Prince Pipes and Fittings Ltd.	04/09/25	Rs.0.50 per share(5%)Final Dividend
SNL Bearings Ltd.	04/09/25	Rs.8.00 per share(80%)Final Dividend
Steel City Securities Ltd.	04/09/25	Dividend
The New India Assurance Company Ltd.	04/09/25	Rs.1.80 per share(36%)Final Dividend
The Ruby Mills Ltd.	04/09/25	Rs.1.75 per share(35%)Final Dividend
Time Technoplast Ltd.	04/09/25	Rs.2.50 per share(250%)Final Dividend
Uni Abex Alloy Products Ltd.	04/09/25	Rs.35.00 per share(350%)Dividend
Vision Infra Equipment Solutions Ltd.	04/09/25	Dividend
A-1 Ltd.	05/09/25	Rs.1.50 per share(15%)Final Dividend
AIA Engineering Ltd.	05/09/25	Rs.16.00 per share(800%)Dividend
Aksharchem (India) Ltd.	05/09/25	Rs.0.75 per share(7.5%)Final Dividend
Allied Digital Services Ltd.	05/09/25	Rs.1.50 per share(30%)Final Dividend
Asahi Songwon Colors Ltd.	05/09/25	Rs.1.50 per share(15%)Final Dividend
ASI Industries Ltd.	05/09/25	Rs.0.40 per share(40%)Final Dividend
Baid Finserv Ltd.	05/09/25	Rs.0.10 per share(5%)Final Dividend
BMW Industries Ltd.	05/09/25	Rs.0.43 per share(43%)Final Dividend
Chemfab Alkalies Ltd.	05/09/25	Rs.1.25 per share(12.5%)Final Dividend
Comfort Commotrade Ltd.	05/09/25	Rs.0.50 per share(5%)Final Dividend
Comfort Fincap Ltd.	05/09/25	Rs.0.10 per share(5%)Final Dividend
Emerald Tyre Manufacturers Ltd.	05/09/25	Dividend
Emkay Tools Ltd.	05/09/25	Dividend
Entertainment Network (India) Ltd.	05/09/25	Rs.2.00 per share(20%)Dividend
Finolex Cables Ltd.	05/09/25	Rs.8.00 per share(400%)Final Dividend
Finolex Industries Ltd.	05/09/25	Rs.2.00 per share(100%)Final Dividend
General Insurance Corporation of India	05/09/25	Rs.10.00 per share(200%)Dividend
Gujarat Gas Ltd.	05/09/25	Rs.5.82 per share(291%)Final Dividend
Gujarat Themis Biosyn Ltd.	05/09/25	Rs.0.67 per share(67%)Final Dividend
Jocil Ltd.	05/09/25	Dividend
Kalyan Jewellers India Ltd.	05/09/25	Rs.1.50 per share(15%)Final Dividend
LEX Nimble Solutions Ltd.	05/09/25	Rs.1.00 per share(10%)Final Dividend
Lloyds Enterprises Ltd.	05/09/25	Rs.0.10 per share(10%)Interim Dividend
Mach Conferences and Events Ltd.	05/09/25	Rs.1.00 per share(10%)Final Dividend
Metro Brands Ltd.	05/09/25	Rs.2.50 per share(50%)Final Dividend
Nahar Capital And Financial Services Ltd.	05/09/25	Rs.1.50 per share(30%)Dividend
Nahar Poly Films Ltd.	05/09/25	Rs.1.00 per share(20%)Final Dividend
Nahar Spinning Mills Ltd.	05/09/25	Rs.1.00 per share(20%)Dividend
Perfectpac Ltd.	05/09/25	Rs.1.00 per share(50%)Final Dividend
Pocl Enterprises Ltd.	05/09/25	Rs.0.70 per share(35%)Final Dividend
Savera Industries Ltd.	05/09/25	Rs.3.00 per share(30%)Dividend
Shigan Quantum Technologies Ltd.	05/09/25	Dividend
Shipping Corporation of India Land and Assets Ltd.	05/09/25	Rs.0.55 per share(5.5%)Final Dividend
Shipping Corporation Of India Ltd.	05/09/25	Rs.6.59 per share(65.9%)Final Dividend

Bulk Deal As On 03/09/25

BSE					
Security Code	Security Name	Client Name	Deal	Quantity	Price
539528	AAYUSH	MOONLIGHT MULTITRADE LLP	S	250000	87.72
544497	AHCL	NEOMILE CORPORATE ADVISORY PRIVATE LIMITED	B	423982	91
540205	AVL	MOTILAL OSWAL MUTUAL FUND	B	860215	460
540205	AVL	YASHOVARDHAN SINHA	S	3260850	460.37
539251	BALKRISHNA	RIMPY MITTAL	S	220170	22.7
539251	BALKRISHNA	RIMPY MITTAL	B	257145	23.36
544474	BLT	JAI SACHITH PAUL	S	30400	60.22
544474	BLT	JAI SACHITH PAUL	B	30400	61.86
539175	BLUEGOD	NEO APEX VENTURE LLP	S	3994196	3.08
540190	FRANKLININD	PRAS INVESTMENT PRIVATE LIMITED	S	7427346	0.97
540190	FRANKLININD	PRAS INVESTMENT PRIVATE LIMITED	B	11639739	0.96
505336	HARSHILAGR	CHAUHAN SHARMISHTHABEN NAGJIBHAI	S	3600000	1.58
505336	HARSHILAGR	CHAUHAN SHARMISHTHABEN NAGJIBHAI	B	3600000	1.58
505336	HARSHILAGR	HANSHRAJ SATISHBHAI PARMAR	S	15448830	1.58
505336	HARSHILAGR	HANSHRAJ SATISHBHAI PARMAR	B	1338088	1.57
505750	JOSTS	SHAH SHARAD KANAYALAL	S	92000	332.08
540515	KANUNGO	SNEHA SANJEEV LUNKAD	S	47100	8.14
541337	MILEFUR	JADAV RADHIKABEN CHETANKUMAR	B	63000	12.37
541337	MILEFUR	SAROJA VIKRAM JAIN	S	63000	12.37
544305	MOBIKWIK	HRTI PRIVATE LIMITED	B	602122	291.66
542724	MURAE	VAGHANI VIRAJ	S	6000000	0.79
543207	NATURAL	CHOKSHI DIMPLE	S	291648	7.75
543207	NATURAL	CHOKSHI DIMPLE	B	210064	7.75
511644	OMEGAIN	HEMANT NARESH JAIN HUF	S	3500	157.45
511644	OMEGAIN	MUKESH KUMAR MEENA	B	4100	157.45
530253	RAJTUBE	AMAN GARG	S	403402	36.04
530253	RAJTUBE	RAHUL BHAILAL SHAH	B	275000	35.89
543970	SHOORA	ABHAY CHANDRAKANT LAKHANI	S	48000	58.15
532217	SIELFNS	MULTIPLIER SHARE & STOCK ADVISORS PRIVATE LIMITED	S	94000	22.42
531982	SPECFOOD	KIFS ENTERPRISE	S	192126	20.02
531205	SPRIGHT	CHAUHAN NAGJIBHAI CHANDUBHAI	S	6172238	1.49
530217	SWOJAS	NIRAJ RAJNIKANT SHAH	B	200000	17.84
530217	SWOJAS	SAHAJ TRADING AGENCY	S	155000	17.72
521005	TITANIN	LUCA INFRASTRUCTURES PRIVATE LIMITED	S	202225	23.63
544496	VIKRAN	IRAGE BROKING SERVICES LLP	B	1390553	99.15
524394	VIMTALABS	GRAVITON RESEARCH CAPITAL LLP	S	264357	807.3
539761	VKAL	SHUBHAM ASHOKBHAI PATEL	B	2392985	5.51
539761	VKAL	SHUBHAM ASHOKBHAI PATEL	S	2392985	5.52
524661	WELCURE	RAHUL RATANSINGH SIKARWAR	S	570000	9.22

NSE					
Security Code	Security Name	Client Name	Deal	Quantity	Price
AVL	Aditya Vision Limited	AXIS MUTUAL FUND	BUY	1400000	459.7
AVL	Aditya Vision Limited	YASHOVARDHAN SINHA	SELL	3260850	461.04
AGARWALTUF	Agarwal Tough Glass Ind L	SN ENTERPRISES	BUY	133200	149.3
AHCL	Anlon Healthcare Limited	ASCENT WEALTH	BUY	700000	92
AHCL	Anlon Healthcare Limited	NEOMILE CORPORATE ADVISORY LIMITED	BUY	2017068	91.02
AHCL	Anlon Healthcare Limited	NEOMILE GROWTH FUND - SERIES I	BUY	2000000	91.18
AHCL	Anlon Healthcare Limited	NOVA GLOBAL OPPORTUNITIES FUND PCC - TOUCHSTONE	SELL	1568004	91.96
AHCL	Anlon Healthcare Limited	PINE OAK GLOBAL FUND - CLASS B	SELL	904918	91
AHCL	Anlon Healthcare Limited	RELIGO COMMODITIES VENTURES FUND	SELL	731735	91
AHCL	Anlon Healthcare Limited	SUNRISE INVESTMENT OPPORTUNITIES FUND	SELL	1148933	91

AHCL	Anlon Healthcare Limited	TRADE CORNER	BUY	500000	92
ARCIL	ARC Insulation & Insu Ltd	MANSI SHARE AND STOCK BROKING PRIVATE LIMITED	SELL	93000	120.05
ATALREAL	Atal Realtech Limited	PASHUPATI CAPITA SER PVT LTD	SELL	638478	19.45
BHADORA	Bhadora Industries Ltd	AVARJIT SINGH BIRGHI	BUY	108000	89.52
CLASSICEIL	Classic Electrode (Ind) L	NEO APEX VENTURE LLP	SELL	99200	90.08
CURRENT	Current Infraprojects Ltd	HOLANI VENTURE CAPITAL FUND- I	BUY	299200	151.37
CURRENT	Current Infraprojects Ltd	MANSI SHARE AND STOCK BROKING PRIVATE LIMITED	BUY	160000	152
CURRENT	Current Infraprojects Ltd	MULTIPLIER SHARE & STOCK ADVISORS PRIVATE LIMITED	BUY	160000	152
CURRENT	Current Infraprojects Ltd	NEO APEX VENTURE LLP	BUY	96000	152
DCCL	Dar Credit & Capital Ltd	L7 HITECH PRIVATE LIMITED	BUY	86000	54.57
DAVANGERE	Davangere Sugar Company	AFFLUENCE GEMS PRIVATELIMITED	SELL	10000000	3.75
DAVANGERE	Davangere Sugar Company	ASCENT WEALTH	BUY	27050000	3.75
DAVANGERE	Davangere Sugar Company	HARSHA RAJESHBHAI JHAVERI	SELL	26000000	3.75
DAVANGERE	Davangere Sugar Company	METASONI ALLOYS PVT LTD	BUY	8000000	3.74
DAVANGERE	Davangere Sugar Company	TRADE CORNER	BUY	29500000	3.75
DHARIWAL	Dhariwalcorp Limited	YAGNIK BHARATKUMAR TANK	BUY	73200	171.16
ETERNAL	ETERNAL LIMITED	GOLDMAN SACHS (SINGAPORE) PTE - ODI	SELL	4927548	322.4
ETERNAL	ETERNAL LIMITED	GOLDMAN SACHS BANK EUROPE SE - ODI	BUY	4927548	322.4
GODREJPROP	Godrej Properties Ltd	GOLDMAN SACHS (SINGAPORE) PTE - ODI	SELL	292981	1978.2
GODREJPROP	Godrej Properties Ltd	GOLDMAN SACHS BANK EUROPE SE - ODI	BUY	292981	1978.2
WHITEFORCE	Happy Square Outsourc S L	VENUS INVESTMENTS VCC - VENUS STELLAR FUND	BUY	64000	89.61
JALAN	Jalan Transolu. India Ltd	AVIJIT KUNDU	SELL	108000	5.33
JALAN	Jalan Transolu. India Ltd	GOHEL SANDHYABEN G	BUY	99000	5.17
KOLTEPATIL	Kolte - Patil Developers	GOLDMAN SACHS (SINGAPORE) PTE - ODI	SELL	672025	472.6
KOLTEPATIL	Kolte - Patil Developers	GOLDMAN SACHS (SINGAPORE) PTE - ODI	SELL	672025	472.6
KOLTEPATIL	Kolte - Patil Developers	GOLDMAN SACHS BANK EUROPE SE - ODI	BUY	672025	472.6
KOLTEPATIL	Kolte - Patil Developers	GOLDMAN SACHS BANK EUROPE SE - ODI	BUY	672025	472.6
KOTAKBANK	Kotak Mahindra Bank Limit	GOLDMAN SACHS (SINGAPORE) PTE - ODI	SELL	435762	1942.5
KOTAKBANK	Kotak Mahindra Bank Limit	GOLDMAN SACHS BANK EUROPE SE - ODI	BUY	435762	1942.5
LAXMIINDIA	Lax mi India Finance Ltd	JAINAM BROKING LIMITED	BUY	275000	159.7
MVKAGRO	M.V.K. Agro Food Prod Ltd	INDO THAI SECURITIES LTD	SELL	159600	351.15
MANAPPURAM	Manappuram Finance Ltd	GOLDMAN SACHS (SINGAPORE) PTE - ODI	SELL	1886858	281
MANAPPURAM	Manappuram Finance Ltd	GOLDMAN SACHS BANK EUROPE SE - ODI	BUY	1886858	281
MOSCHIP	Moschip Technologies Ltd	MAYUKA HOLDINGS PRIVATE LIMITED	SELL	1301507	190.31
CBAAZAR	Net Avenue Technologies L	INVENTUS CAPITAL PARTNERS (MAURITIUS) LIMITED	SELL	232000	4
CBAAZAR	Net Avenue Technologies L	SOMANI VENTURES AND INNOVATIONS LIMITED	BUY	200000	4
OBEROIRLTY	Oberoi Realty Limited	GOLDMAN SACHS (SINGAPORE) PTE - ODI	SELL	165461	1651.8
OBEROIRLTY	Oberoi Realty Limited	GOLDMAN SACHS BANK EUROPE SE - ODI	BUY	165461	1651.8
PRAXIS	Praxis Home Retail Ltd	MANSI SHARE AND STOCK BROKING PRIVATE LIMITED	BUY	1000000	13.72
PRAXIS	Praxis Home Retail Ltd	MULTIPLIER SHARE & STOCK ADVISORS PRIVATE LIMITED	SELL	1091849	13.72
PROZONER	Prozone Realty Limited	APAX TRUST	BUY	1800000	41
PROZONER	Prozone Realty Limited	SARITA JAIN	SELL	1811395	41.02
SARVES-RE	Sarveshwar Foods Limited	ROHIT GUPTA	SELL	6008685	0.65
SARVES-RE	Sarveshwar Foods Limited	RUPAL ANAND SHROFF	BUY	1500000	0.64
SARVES-RE	Sarveshwar Foods Limited	YOGITA V BHANDARI	BUY	1600000	0.65
SATTVAENGG	Sattva Engineering Cstn L	DEVI TRADERS LLP	BUY	134400	99.85
SATTVAENGG	Sattva Engineering Cstn L	EPITOME TRADING AND INVESTMENTS	BUY	96000	95.1
SATTVAENGG	Sattva Engineering Cstn L	F3 ADVISORS PRIVATE LIMITED	BUY	208000	95.1
SATTVAENGG	Sattva Engineering Cstn L	GANDHI GAURAV SURESH	BUY	160000	96.29
SATTVAENGG	Sattva Engineering Cstn L	ISHAAN TRADEFIN LLP	BUY	89600	99.43
SATTVAENGG	Sattva Engineering Cstn L	MANSI SHARE AND STOCK BROKING PRIVATE LIMITED	BUY	278400	96.44
SATTVAENGG	Sattva Engineering Cstn L	MAVIRA GROWTH OPPORTUNITIES FUND	BUY	222400	98.36
SAWALIYA	Sawaliya Food Products L	MANGAL KESHAV CAPITAL LIMITED	SELL	73200	243.06

SAWALIYA	Sawaliya Food Products L	PARESH HARISHKUMAR THAKKER	BUY	57600	242.53
SHRIRAMFIN	Shriram Finance Limited	GOLDMAN SACHS (SINGAPORE) PTE - ODI	SELL	2283662	584.6
SHRIRAMFIN	Shriram Finance Limited	GOLDMAN SACHS BANK EUROPE SE - ODI	BUY	2283662	584.6
TIMESCAN	Timescan Logistics Ind L	MANISH C RUIA	BUY	42000	64.74
VERTIS	Vertis Infrastructure Tst	360 ONE PRIME LIMITED	SELL	9175000	98.25
VERTIS	Vertis Infrastructure Tst	360 ONE PRIME LIMITED	SELL	9175000	98.25
VERTIS	Vertis Infrastructure Tst	ADWAIT HOLDINGS PRIVATE LIMITED	BUY	1525000	98.25
VERTIS	Vertis Infrastructure Tst	AFSHAN RIYAZ PEERMOHAMED	BUY	1025000	98.25
VERTIS	Vertis Infrastructure Tst	AMBIT WEALTH PRIVATE LIMITED	BUY	2050000	98.17
VERTIS	Vertis Infrastructure Tst	ARA INVESTMENTS	BUY	1525000	98.25
VERTIS	Vertis Infrastructure Tst	ASHRA FAMILY TRUST	BUY	1025000	98.25
VERTIS	Vertis Infrastructure Tst	AXIS SECURITIES LIMITED	BUY	1100000	98.03
VERTIS	Vertis Infrastructure Tst	DUROSHOX INTERNATIONAL PRIVATE LIMITED	BUY	1825000	98.25
VERTIS	Vertis Infrastructure Tst	GALAXY INVESTMENTS II PTE LTD	SELL	3700000	98.04
VERTIS	Vertis Infrastructure Tst	GALAXY INVESTMENTS II PTE LTD	SELL	3700000	98.04
VERTIS	Vertis Infrastructure Tst	NARINDER BAJAJ	SELL	1025000	98.16
VERTIS	Vertis Infrastructure Tst	RB DIVERSIFIED PRIVATE LIMITED	BUY	1225000	98.25
VERTIS	Vertis Infrastructure Tst	SHREE ANANTNATH REAL ESTATE PRIVATE LIMITED	BUY	1025000	98.16
VERTIS	Vertis Infrastructure Tst	SPARK FINANCIAL HOLDINGS PRIVATE LIMITED	BUY	1075000	98.06
VERTIS	Vertis Infrastructure Tst	TIBREWALA ELECTRONICS LIMITED	BUY	1025000	98.25
VIKRAN	Vikran Engineering Ltd	STATE BANK OF INDIA	SELL	1636842	99.42

Disclosure:

Research Reports that are published by Nirmal Bang Securities Private Limited (hereinafter referred to as "NBSPL") are for private circulation only. NBSPL is a registered Research Analyst under SEBI (Research Analyst) Regulations, 2014 having Registration no. INH000001766. NBSPL is also a registered Stock Broker with National Stock Exchange of India Limited, BSE Limited, Metropolitan Stock Exchange of India Limited, Multi Commodity Exchange of India Limited and , National Commodity and Derivative Exchange Limited in Capital Market , Equity and Commodities derivatives segments and Currency Derivatives Segment .

NBSPL has other business divisions with independent research teams separated by Chinese walls, and therefore may, at times, have different or contrary views on stocks and markets.

NBSPL or its associates have not been debarred / suspended by SEBI or any other regulatory authority for accessing / dealing in securities Market since last 20 years. NBSPL, its associates or analyst or his relatives do not hold any financial interest (Except Investment) in the subject company. NBSPL or its associates or Analyst do not have any conflict or material conflict of interest at the time of publication of the research report with the subject company. NBSPL or its associates or Analyst or his relatives may or may not hold beneficial ownership of 1% or more in the subject company at the end of the month immediately preceding the date of publication of this research report.

NBSPL or its associates / analyst has not received any compensation / managed or co-managed public offering of securities of the company covered by Analyst during the past twelve months. NBSPL or its associates have not received any compensation or other benefits from the company covered by Analyst or third party in connection with the research report. Analyst has not served as an officer, director or employee of Subject Company. NBSPL / analyst has not been engaged in market making activity of the subject company.

Analyst Certification: The research analysts and authors of these reports, hereby certify that the views expressed in this research report accurately reflects my/our personal views about the subject securities, issuers, products, sectors or industries. It is also certified that no part of the compensation of the analyst(s) was, is, or will be directly or indirectly related to the inclusion of specific recommendations or views in this research. The analyst(s) principally responsible for the preparation of this research report and has taken reasonable care to achieve and maintain independence and objectivity in making any recommendations.

Disclaimer:

The Research Report is for the personal information of the authorized recipient and does not construe to be any investment, legal or taxation advice. NBSPL is not soliciting any action based upon it. Nothing in the research report shall be construed as a solicitation to buy or sell any security or product, or to engage in or refrain from engaging in any such transaction. In preparing the research report, we did not take into account the investment objectives, financial situation and particular needs of the reader.

The research report has been prepared for the general use of the clients of NBSPL and must not be copied, either in whole or in part, or distributed or redistributed to any other person in any form. If you are not the intended recipient you must not use or disclose the information in the research report in any way. Though disseminated to all the customers simultaneously, not all customers may receive the research report at the same time. NBSPL will not treat recipients as customers by virtue of their receiving the research report. The research report is not directed or intended for distribution to or use by any person or entity resident in a state, country or any jurisdiction, where such distribution, publication, availability or use would be contrary to law, regulation or which would subject NBSPL & its group companies to registration or licensing requirements within such jurisdictions.

The report is based on the information obtained from sources believed to be reliable, but we do not make any representation or warranty that it is accurate, complete or up-to-date and it should not be relied upon as such. We accept no obligation to correct or update the information or opinions in it. NBSPL or any of its affiliates or employees shall not be in any way responsible for any loss or damage that may arise to any person from any inadvertent error in the information contained in the research report. NBSPL or any of its affiliates or employees do not provide, at any time, any express or implied warranty of any kind, regarding any matter pertaining to this report, including without limitation the implied warranties of merchantability, fitness for a particular purpose, and non-infringement. The recipients of the research report should rely on their own investigations.

This information is subject to change without any prior notice. NBSPL reserves its absolute discretion and right to make or refrain from making modifications and alterations to this statement from time to time. Nevertheless, NBSPL is committed to providing independent and transparent recommendations to its clients, and would be happy to provide information in response to specific client queries.

Before making an investment decision on the basis of research report, the reader needs to consider, with or without the assistance of an adviser, whether the advice is appropriate in light of their particular investment needs, objectives and financial circumstances. There are risks involved in securities trading. The price of securities can and does fluctuate, and an individual security may even become valueless. International investors are reminded of the additional risks inherent in international investments, such as currency fluctuations and international stock market or economic conditions, which may adversely affect the value of the investment. Opinions expressed are subject to change without any notice. Neither the company nor the director or the employees of NBSPL accept any liability whatsoever for any direct, indirect, consequential or other loss arising from any use of the research report and/or further communication in relation to the research report. Here it may be noted that neither NBSPL, nor its directors, employees, agents or representatives shall be liable for any damages whether direct or indirect, incidental, special or consequential including lost revenue or lost profit that may arise from or in connection with the use of the information contained in the research report.

Copyright of this document vests exclusively with NBSPL.

Our reports are also available on our website

Registration granted by SEBI and certification from NISM in no way guarantee performance of NBSPL or provide any assurance of returns to investors.

Nirmal Bang Research (Division of Nirmal Bang Securities Pvt. Ltd.)

B-2, 301/302, Marathon Innova,
Opp. Peninsula Corporate Park
Off. Ganpatrao Kadam Marg
Lower Parel(W), Mumbai-400013
Board No. : 91 22 6723 8000/8001
Fax. : 022 6723 8010